

PRESCHOOL

Practice sheets




The Good AND THE Beautiful
CURRICULUM



8 10100 31025 7
SKU 318


Letter Activity

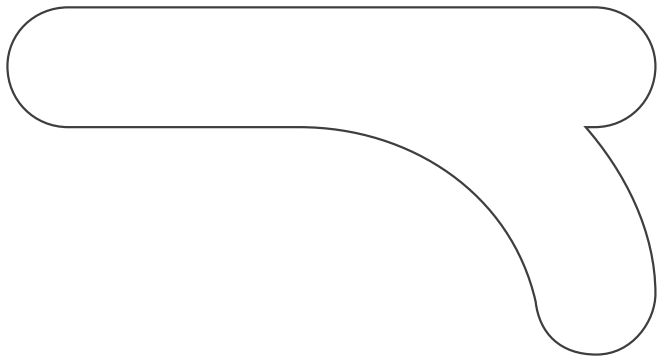
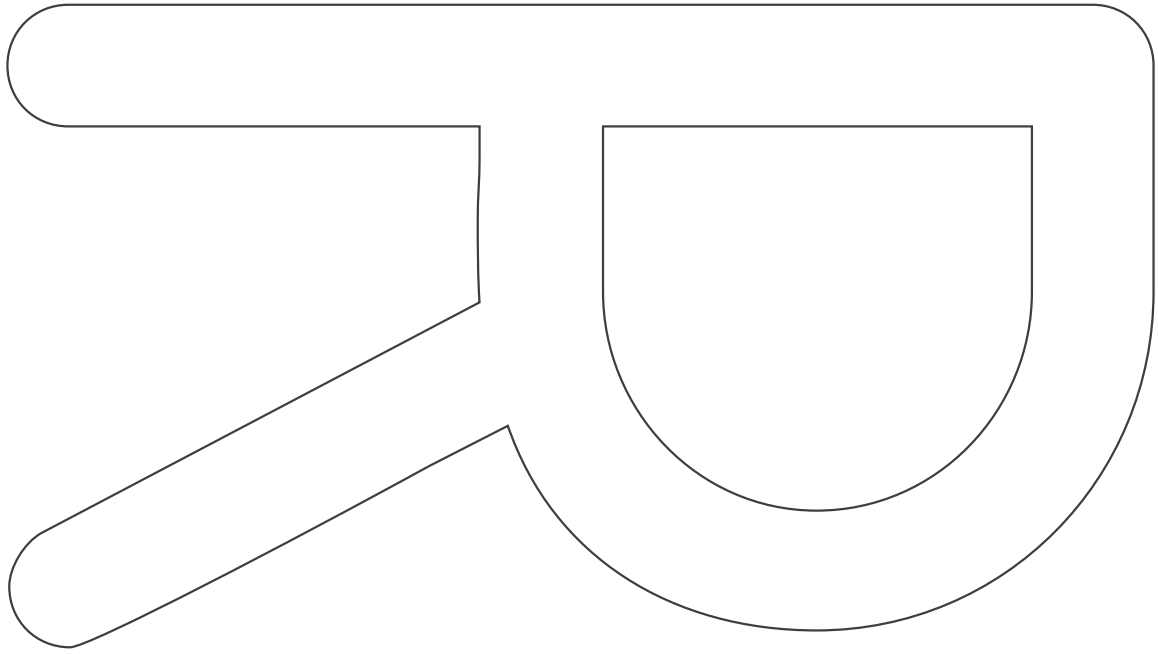
SHEETS



There is one sheet per letter set. The Preschool Course Book will tell you when to use these sheets and provide a list of supplies needed.








Preschool Practice

SHEETS

Each unit includes ten Preschool Practice Sheets that provide additional review of the principles taught. The practice sheets are optional and are not scheduled in the course book.

Have the child draw a line from the deer to each image that starts with a D.



Letter Match

Aa Bb Cc Dd

In each set of boxes, have the child color the two boxes that have the same letter: the uppercase and lowercase version.

A	b	a
---	---	---

D	d	c
---	---	---

d	c	C
---	---	---

B	b	d
---	---	---



Ee

Have the child circle each letter E.

Letters inside the oval: E, e, D, k, E, E, y, e, B, E, e, n, L, e, d.






Follow the Path


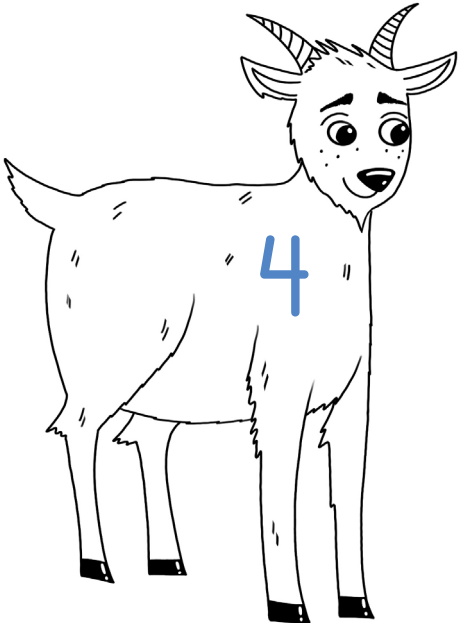

Have the child trace along the letter G path to help the goat get to the barn.

	G	g	t	P	m	l	u	R	I
S	q	g	X	j	U	g	g	G	b
t	g	G	p	g	G	g	T	g	N
s	G	w	y	G	v	k	j	G	o
H	g	G	G	g	Z	C	b		

Color by Number

Have the child use the key to color the images.

1		4	
2		5	
3		6	



Have the child cut out the lowercase letters and glue them under the matching uppercase letters.



--	--	--	--



M Is for Mouse

Have the child circle each letter M in the story and say the sound M makes each time an M is circled.



Maisy the
mouse made
a mini batch
of orange
marmalade.


Image Match

Have the child cut out the letter boxes, mix them up, and then place each uppercase and lowercase letter next to the image that starts with that letter.









M	n
O	p
P	m
N	o

Have the child draw a line from the train to each letter T.



Match the First Letter (Q–T)

Have the child say the name of each image and circle the letter it starts with.

 <p>t q</p>	 <p>r s</p>	 <p>s r</p>
 <p>q s</p>	 <p>t r</p>	 <p>s q</p>

Cactus Match

Have the child cut out the lowercase letter boxes. Then have the child paste each lowercase letter box under its matching uppercase letter.



C A C T U S

--	--	--	--	--	--

a	c	t	s	c	u
---	---	---	---	---	---